

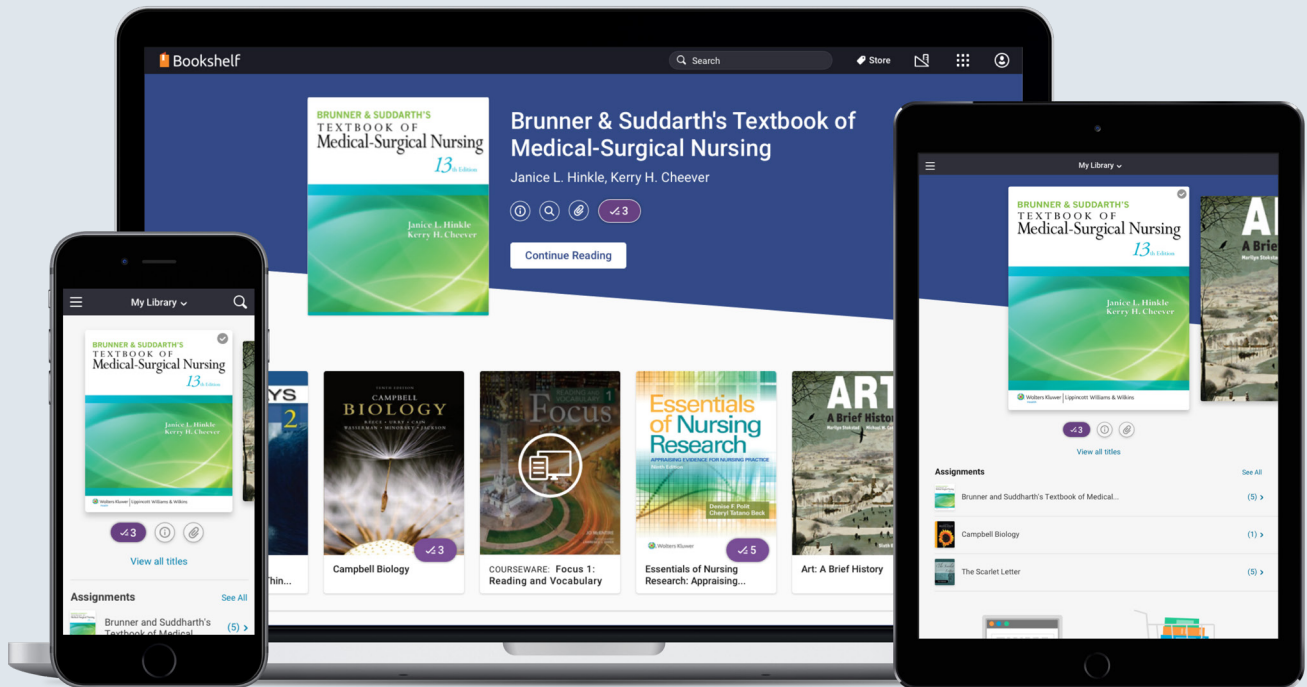


The Premier Global Digital Content Platform

get.vitalsource.com



Bookshelf delivers a comprehensive study experience for a new world of learning with 1.5 million etexts, the most extensive catalog for higher education courses.





Why Bookshelf?

You Know It: Bookshelf provides an integrated study experience powered by unassailable technology and best-in-class platform uptime.

Access: Bookshelf means anytime, anywhere studying—with 100% offline access.

Impact: Built-in study tools help students improve retention and mastery of content.

Affordability: With digital materials, students save up to 80% compared to traditional print prices.

Data-Rich: Powerful analytics tools help inform content decisions and identify opportunities to improve outcomes.

SNEAK PEEK: See what's coming soon on p. 5

A Complete Study Experience

10 reasons everyone loves Bookshelf



- 1 Highlights and Notes**, with sharing and print options for learners and instructors



- 6 Search Your Library** using content search, dictionaries, and Wikipedia



- 2 Content Controls:** Dark mode and font selection make reading even easier



- 7 Read On-The-Go:** Use our apps on any device



- 3 Best-in-Class Security:** Industry-leading content protection



- 8 Accessibility for All Learners:** Award-winning support for assistive technologies



- 4 Flashcards:** One of our most popular features that now includes images



- 9 Seamless Deep Linking:** Jump right to the part of the book you need



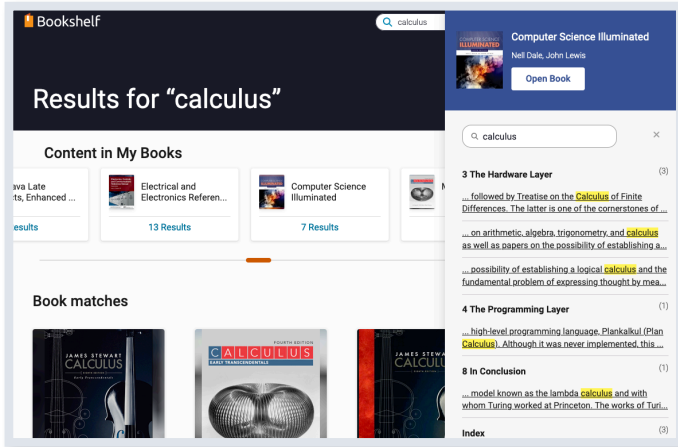
- 5 Read Aloud:** Works with any title, any language



- 10 Localization** across 37 languages

Why Students Love Bookshelf

Easy, Convenient, Trusted



“Our students are healthcare professionals who are always on the go, and Bookshelf’s offline and read aloud features enable them to read wherever they are.”

- Giovanni Duarte, Chamberlain University

“If I’m without Wi-Fi and need to get homework done, I can use the downloaded version [of Bookshelf] and get what I need without having to worry about internet access.”

- Student User

The New Bookshelf Experience

Coming Summer 2021

We're making Bookshelf even better. Bookshelf will offer an even more powerful, fully integrated study experience, adapted to the needs of today's users.

What's Improving?

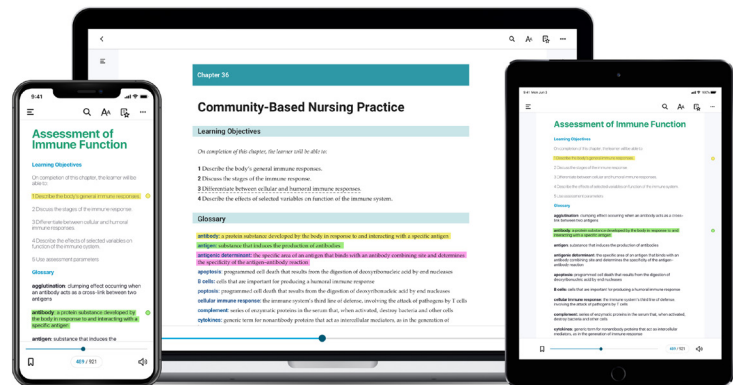
Read without distraction: A **streamlined modern design** offers the tools and flexibility to maximize the learner experience.

Get there faster: Easily navigate to any chapter or section through a **more user-friendly table of contents**.

Improve focus: Edit, annotate, study, and review key concepts in a **dedicated workbook**.

Search across content, figures, and workbook content with our **global search**.

Better note-taking: Margin notes used to be limited to a print reading experience. Not anymore. **Add in-line notes** to see comments in the context of the book.



Evolving with Learner Needs

Learners provided feedback. We listened.

Study habits are constantly evolving. To stay nimble and adapt to these needs, VitalSource conducts periodic usability testing to get direct feedback across a range of user segments, allowing us to better understand feature needs and pain points.

Enhancements to the Bookshelf platform are rolled out with no downtime or disruption, and institutions are kept informed with release notes and training where needed.

The image shows a screenshot of a PDF document on a tablet interface. The document contains a graph of a linear function and several math problems. Handwritten annotations in green and blue ink are visible, including the equation $h = 2(g) + 50$, $h = 16 + 50$, $h = 66$ inches, and $h = \text{height}$. A sidebar on the right titled "Feedback" shows a list of solutions for the problems, with checkmarks indicating completion. The sidebar also includes a section titled "Scale by %" and a graph of a linear function.

Chapter 6: Graphs

Solution

Find Stella's cost for a week when she sells 10 pizzas. $C = 4p + 25$ ✓

Find C when $p = 5$. $C = 4(5) + 25$ ✓

Simplify. $C = 25$ ✓

Find the cost for a week when she sells 15 pizzas. $C = 4p + 25$ ✓

Find C when $p = 15$. $C = 4(15) + 25$ ✓

Simplify. $C = 85$ ✓

Interpret the slope and C -intercept of the equation. $C = 4p + 25$ ✓

Interpret C . $C = 25$ ✓

Interpret the slope. The slope of 4 means that the cost increases by 4 dollars for each additional pizza sold.

Graph the equation.

Scale by %

Find C when $p = 10$. The equation $C = 4p + 25$ models the relation between the weekly sales, C , in dollars, and the number of pizzas, p , that she sells.

Find Stella's cost for a week when she sells 10 pizzas. $C = 4(10) + 25$

Find the cost for a week when she sells 5 pizzas. $0 + 25$

Interpret the slope and C -intercept of the equation. $C = 25$

Graph the equation. $y = m + b$
 $x = 4p + 25$

Markup—our latest experimental pilot—allows iPad users to draw and highlight on PDF books using their finger or Apple Pencil.

Choose Your Bookshelf Experience

A wealth of customization options, across multiple integrations

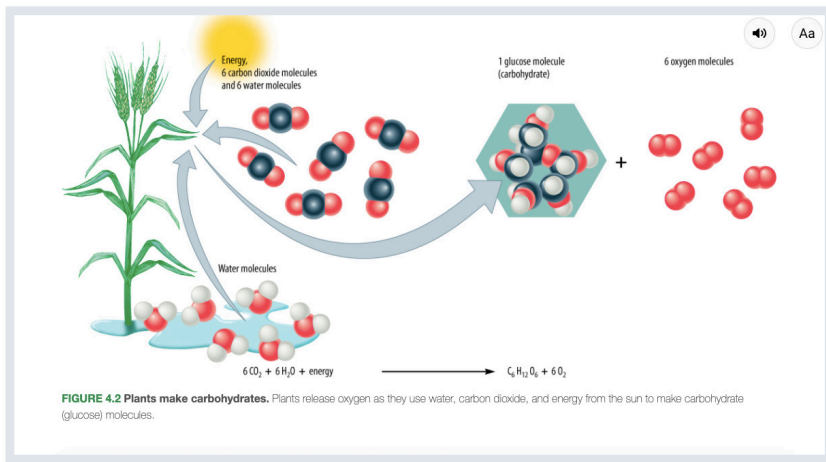
Standard Bookshelf	Branded Bookshelf	Immersive Bookshelf	Custom Configuration
The best-in-class reading experience with study tools	Make it your own: many branding options available	Embed Bookshelf content directly into platforms, instead of using links	Build a unique, fully custom learning experience
New features automatically applied	New features automatically applied	Includes core Bookshelf features	New features adopted when ready
Our teams manage online setup within hours	Our teams manage online setup in days	Our teams manage online setup in days	Requires an engineering commitment; self-service and configurable

Spotlight on: Immersive Bookshelf

Go beyond deep-linking

Easily embed Bookshelf content directly into existing platforms and courseware to keep the learner experience focused on your digital ecosystem.

Learners get instant access to specific sections of Bookshelf content, plus a suite of study tools: Read Aloud, Content Controls (dark mode and font selection), Highlights, and Note-taking.



Simplify your initial content integration

Keep learners within your digital ecosystem, without losing them to link-outs

Upgrade experiences by pairing book content with course content

Bookshelf Analytics

Understand learner behavior with powerful data at your fingertips



Student engagement data is critical to addressing strategic challenges around learner outcomes.

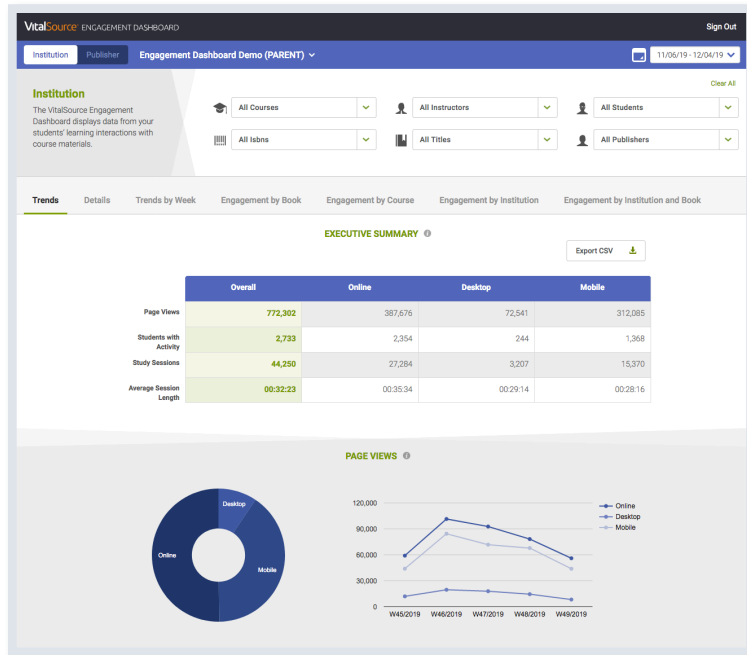
Make informed, data-driven decisions to impact learner performance.

Intervene earlier in the student lifecycle.

Synthesize and analyze data automatically from multiple platforms and sources with our Caliper feed. Ask our team about data feed access.

Institutional Dashboards

Future-proof your integration



Clear data visualizations for valuable insights:

View high-level details at the learner, book, course, or institution level.

Activate smart filters for deeper dives where needed.

Aggregate data on study session length and pages read.

Track user behavior with dashboards to ensure learners are reading early and often.

Award-Winning Technology

VitalSource Bookshelf is dedicated to maintaining our current WCAG 2.1 AA conformance.

We offer accessible support offline, online, on iOS/Android apps, KindleFire, and Chromebook.



Compatibility with screen readers, such as JAWS, NVDA, TalkBack, VoiceOver, and more.



Common accessibility shortcuts with our scrubber bar, table of contents, and search that make navigation easy.



Built-in speech functionality with Read Aloud.



A selection of fonts to choose from, including OpenDyslexic fonts, so users can read in comfort.



Content controls, including altering screen colors, night mode, and magnification.

Content Transparency

Our “first in the world” content transparency initiative enables instructors and learners to know how well content will support their needs before they adopt or purchase.

“Vendors must design in accessibility from the start, commit to the journey, and ensure it is a fundamental part of their DNA.” - Rick Johnson, Co-Founder and VP of Product Strategy, VitalSource Technologies, LLC

VitalSource Faculty Sampling | Education & Business Solutions

Search Store by ISBN, Title, or Author

Browse Subjects Bookshelf® Redeem Sign In

Details Table of Contents **Accessibility**

[View Accessibility Property Standards](#)

Accessibility Summary: This publication conforms to WCAG 2.0 Level AA. Long description present using aria-describedby; Please enable reading of punctuation in your AT in order to hear necessary pedagogical information.

Accessibility Features

- longDescription
- readingOrder
- highContrastDisplay
- displayTransformability/color
- displayTransformability/font-size
- index
- unlocked
- displayTransformability/font-family
- MathML
- displayTransformability/background color
- alternativeText
- displayTransformability/word-spacing
- tableOfContents
- printPageNumbers
- displayTransformability/line-height
- structuralNavigation
- describedMath

Access Mode

- visual
- textual

Access Mode Sufficient

- textual
- visual

Accessibility Hazard

- noSoundHazard
- noMotionSimulationHazard
- noFlashingHazard

Feedback

Help



Rediscover Bookshelf

For Learners | Deliver a complete study experience on any device anytime, anywhere.

For Instructors | Offer tools to identify at-risk learners and improve student success.

For Course Designers | Create seamless deep links that direct learners to their assigned readings.

For Institutions | Support teaching and learning with the world's leading eReader.

The VitalSource Advantage

Access

Our global reach and proven reliable technology mean millions of learners everywhere can learn how they want, wherever they are. We go beyond simply adhering to industry accessibility standards to actively create those standards with our partners.

Affordability

VitalSource supports affordability and day-one access to course materials by streamlining the complex technology infrastructure to decrease costs and get materials to learners quickly and easily.

Impact

Our team of learning scientists continues to improve learning outcomes with new research on engagement and active learning. All platforms are designed with analytics to provide insight into the learner experience.

We make it easy to evolve and thrive in a new world of learning.



VitalSource helps our partners scale and manage the complex technologies that deliver impactful learning experiences.

Acrobatiq • Analytics • Bookshelf • Explore • Launch •
SmartStart • Verba • VitalSource Video



The Premier Global Digital Content Platform

Schedule a demo:

get.vitalsource.com