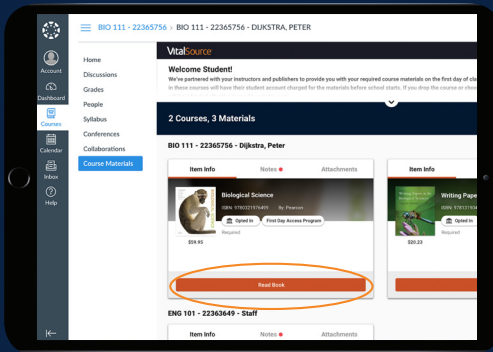


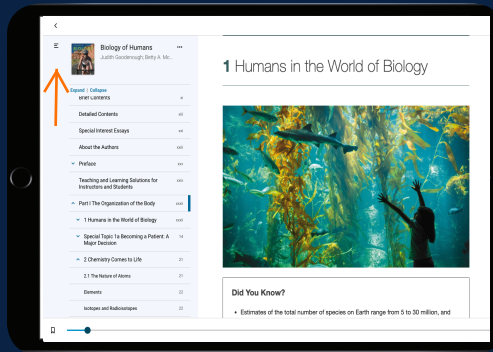
# Get started with day-one access and Bookshelf in three easy steps!

Access your course materials today from your LMS and start reading online or offline through the Bookshelf app!



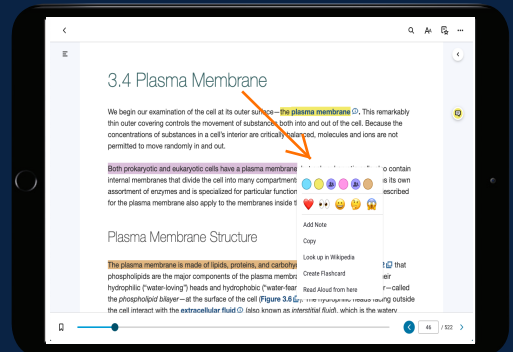
## 1. Access Your Content

From your school's Canvas homepage, find the appropriate course and simply click on the Read Book link.



## 2. Navigate Your eBook

There are several ways to navigate within your course materials in Bookshelf, including the search field, table of contents, and scrubber bar.



## 3. Study Smarter

Choose from a variety of tools available within Bookshelf to enhance your study sessions, such as flashcards, a notebook, and highlighters!



Annotations and highlights are synced across all of your devices



100% offline access on your phone, tablet, or computer (up to four devices)




Multitask with the Read Aloud button



Create your own personal study guide and flashcards



Share highlights and notes with your classmates and see shared annotations from your instructors



## Do More With Digital

Bookshelf is more than just an eReader—it's a personalized digital learning experience that allows you to do more than you can with print. For videos and more help, visit [our support site](#).

